


Product range 9 Minimess, Gauge, Accessories





HM

Measure hose

Hose for measurement and control device, polyamide 11/12 with braided Kevlar, 630 bar

Article category 9100



<i>Designation</i>	<i>DN</i>	<i>pressure bar</i>	<i>pressure MPa</i>	<i>pressure psi</i>
--------------------	-----------	---------------------	---------------------	---------------------

HM 102	2	630	63	9135
--------	---	-----	----	------

PMH

Swage ferrule for
measure hose DN 2

Article category 9100



Designation

DN

PMH 102

2

PN S

Swage nipple for
measure hose DN 2

Article category 9100



Designation

DN

PN 02 S

2

PN SKE

Swage nipple for
measure hose DN 2
metric thread (S Kant)
Article category 9100



Designation

DN

thread

PN 02 SKE	2	M 16x2
PN 02 SKE 12	2	S 12,65x1,5
PN 02 SKE 16	2	M 16x1,5

PN SKE 45

Swage nipple for
measure hose 45° DN 2

Article category 9100

Designation

DN

thread

PN 02 SKE 45

2

M 16x2

PN 02 SKE 16 45

2

M 16x1,5

PN SKE 90

Swage nipple for
measure hose 90°

Article category 9100



Designation

DN

thread

PN 02 SKE 90

2

M 16x2

PN 02 SKE 16 90

2

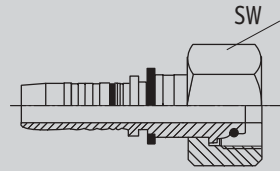
M 16x1,5

PN AOL

Press nipple

Swage nipple for measure hose,
metric O-ring, light series (DKOL)

Article category 9100



Designation

DN

thread

tube-Ø

SW

PN 02 AOL 04

2

M 12x1,5

6

14

PN 02 AOL 06

2

M 14x1,5

8

17

PN 02 AOL 08

2

M 16x1,5

10

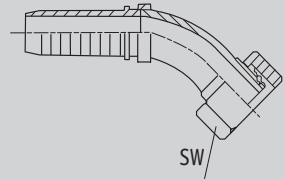
19

PN AOL 45

Press nipple 45°

Swage nipple 45° for measure hose, metric O-ring, light series (DKOL)

Article category 9100



Designation

DN

thread

tube-Ø

SW

O-ring

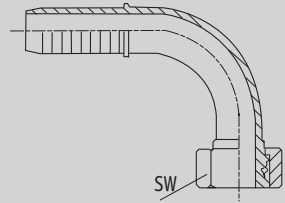
PN 02 AOL 04 45	2	M 12x1,5	6	14	4x1,5
PN 02 AOL 06 45	2	M 14x1,5	8	17	6x1,5
PN 02 AOL 08 45	2	M 16x1,5	10	19	7,5x1,5

PN AOL 90

Press nipple 90°

Swage nipple 90° for measure hose , metric O-ring, light series (DKOL)

Artikelgruppe 9100



Designation

DN

thread

tube-Ø

SW

O-ring

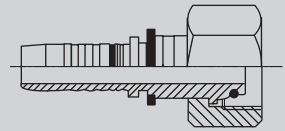
PN 02 AOL 04 90	2	M 12x1,5	6	14	4x1,5
PN 02 AOL 06 90	2	M 14x1,5	8	17	6x1,5
PN 02 AOL 08 90	2	M 16x1,5	10	19	7,5x1,5

PN AOS

Press nipple

Swage nipple for measure hose,
with O-ring, metric,
heavy series (DKOS)

Article category 9100



Designation

DN

thread

tube-Ø

SW

O-ring

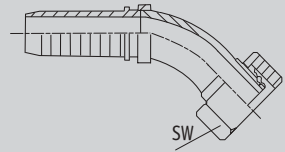
PN 02 AOS 03	2	M 14x1,5	6	17	4x1,5
PN 02 AOS 04	2	M 16x1,5	8	19	6x1,5
PN 02 AOS 06	2	M 18x1,5	10	22	7,5x1,5

PN AOS 45

Press nipple 45°

Swage nipple for measure hose,
O-ring, metric,
heavy series (DKOS)

Article category 9100



Designation

DN

thread

tube-Ø

SW

O-ring

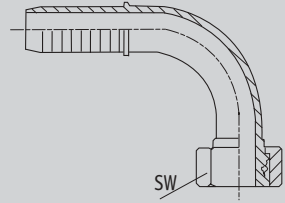
PN 02 AOS 03 45	2	M 14x1,5	6	17	4x1,5
PN 02 AOS 04 45	2	M 16x1,5	8	19	6x1,5
PN 02 AOS 06 45	2	M 18x1,5	10	22	7,5x1,5

PN AOS 90

Press nipple 90°

Swage nipple 90° for measure hose, with O-ring, metric, heavy series (DK05)

Article category 9100



Designation

DN

thread d-F

tube-Ø

SW

O-ring

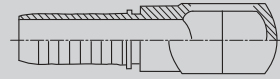
PN 02 AOS 03 90	2	M 14x1,5	6	17	4x1,5
PN 02 AOS 04 90	2	M 16x1,5	8	19	6x1,5
PN 02 AOS 06 90	2	M 18x1,5	10	22	7,5x1,5

PN B

Swage nipple with banjo

for measure hose, for metric
hollow screw

Article category 9100



Designation

DN

*thread
screw*

PN 02 B

2

8x1

PN 02 B 04

2

10x1

PN B 45

Swage nipple 45°

for measure hose, ring nipple for
hollow screw type

Article category 9100

Designation

DN

connection

PN 02 B 45

2

8

PN 02 B 04 45

2

10

PN B 90

Swage nipple 90°

for measure hose, ring nipple for
hollow screw type

Article category 9100



Designation

DN

connection

PN 02 B 90

2

8

PN 02 B 04 90

2

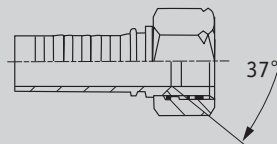
10

PN AJ

Swage nipple

for measure hose, for JIC stud
with 37° cone seat (DKJ)

Article category 9100



Designation

DN

*thread
UNF*

PN 02 AJ 04

2

3/8"-24

PN 02 AJ 06

2

7/16"-20

PN 02 AJ 08

2

1/2"-20

PN 02 AJ 10

2

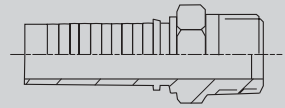
9/16"-18

PN HN

Press nipple

Swage nipple for measure hose,
male NPTF thread (AGN)

Article category 9100



Designation

DN

thread

PN 02 HN

2

1/8"

PN 02 HN 06

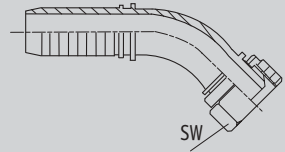
2

1/4"

PN AB 45

Press nipple

Swage nipple for measure hose,
BSP union nut sealing,
60° male cone (DKR)
Article category 9100



Designation

DN

thread

SW

PN 02 AB 06 45

2

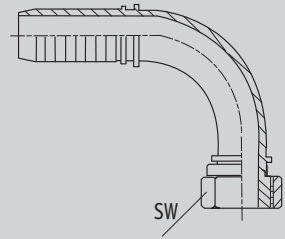
1/4"

19

PN AB 90

Press nipple 90°

Swage nipple for measure hose,
BSP union nut,
60° male cone (DKR)
Article category 9100



Designation

DN

thread

SW

PN 02 AB 90

2

1/8"

14

PN 02 AB 06 90

2

1/4"

19

PN FL

Press nipple with standpipe

Swage nipple with pipe socket,
light series, cutting ring
connection

Article category 9100



Designation

DN

tube-Ø

PN 02 FL

2

4

PN 02 FL 04

2

6

PN 02 FL 06

2

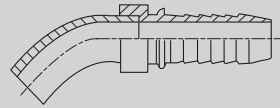
8

PN FL 45

Press nipple with standpipe

Swage nipple 45° for measure hose, light series, cutting ring connection, 45° angle fitting

Article category 9100



Designation

DN

tube-Ø

PN 02 FL 45

2

4

PN 02 FL 04 45

2

6

PN 02 FL 06 45

2

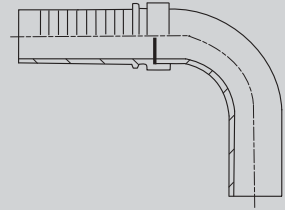
8

PN FL 90

Press nipple with standpipe

Swage nipple 90° for measure
hose, with standpipe, light series

Article category 9100



Designation

DN

tube-Ø

PN 02 FL 90

2

4

PN 02 FL 04 90

2

6

PN 02 FL 06 90

2

8

PN S 45

Press nipple 45°

Swage nipple for
measure hose DN 2

Article category 9100

Designation

DN

PN 02 S 45

2

PN S 90

Swage nipple 90°

for measure hose DN 2

Article category 9100

Designation

DN

PN 02 S 90

2

PN MMA

Press nipple

Swage nipple for measure hose

Article category 9100



Designation

DN

thread

PN 02 MMA 1/4

2

G 1/4

PN 02 MMA 1/2

2

G 1/2

PN MMA 45

Press nipple 45°

Swage nipple for measure hose,
gauge connection

Article category 9100

Designation

DN

thread

PN 02 MMA 1/4 45

2

G 1/4

PN 02 MMA 1/2 45

2

G 1/2

PN MMA 90

Press nipple 90°

Swage nipple 90° for measure
hose, gauge connection

Article category 9100



Designation

DN

thread

PN 02 MMA 1/4 90

2

G 1/4

PN 02 MMA 1/2 90

2

G 1/2

Minimess

HFM MK S

Plug-in valve

for measuring devices,
metric female thread

Article category 9101



Designation

thread

pressure bar

HFM MK 08-1 S	M 8x1	400
HFM MK 10-1 S	M 10x1	400
HFM MK 12-1,5 S	M 12x1,5	400
HFM MK 14-1,5 S	M 14x1,5	400
HFM MK 16-1,5 S	M 16x1,5	400
HFM MK 18-1,5 S	M 18x1,5	400
HFM MK 20-1,5 S	M 20x1,5	400
HFM MK 22-1,5 S	M 22x1,5	400
HFM MK 26-1,5 S	M 26x1,5	400
HFM MK 27-2 S	M 27x2	400
HFM MK 33-2 S	M 33x2	400
HFM MK 42-2 S	M 42x2	400
HFM MK 48-2 S	M 48x2	400

HFM MK S

Plug-in valve

for measuring devices

Article category 9102

Designation

L mm

pressure bar

HFM MK 630 S	600	400
HFM MK 800 S	800	400
HFM MK 1000 S	1000	400
HFM MK 1500 S	1500	400
HFM MK 2000 S	2000	400
HFM MK 2500 S	2500	400
HFM MK 300 S	300	400
HFM MK 3200 S	3200	400
HFM MK 400 S	400	400
HFM MK 4000 S	4000	400

HFM MK R S

Plug-in valve

for measuring devices,
BSP female thread

Article category 9101



Designation

thread BSP

pressure bar

HFM MK R 1 1/2 S	G 1"1/2	400
HFM MK R 1 1/4 S	G 1"1/4	400
HFM MK R 1 S	G 1"	400
HFM MK R 1/2 S	G 1/2"	400
HFM MK R 1/4 S	G 1/4"	400
HFM MK R 1/8 S	G 1/8"	400
HFM MK R 3/4 S	G 3/4"	400
HFM MK R 3/8 S	G 3/8"	400

HFM ADA

Hose for high pressure
application range DN 2

with plug-in coupling and
threaded measuring
connection M 16x2

Article category 9103



Designation

L mm

pressure bar


HFM ADA 300	300	400
HFM ADA 400	400	400
HFM ADA 630	630	400
HFM ADA 800	800	400
HFM ADA 1000	1000	400
HFM ADA 1500	1500	400
HFM ADA 2000	2000	400
HFM ADA 2500	2500	400
HFM ADA 3200	3200	400
HFM ADA 4000	4000	400

HFM THL S

Coupling for measuring devices

with straight tube fitting
according to DIN 2353,
light series

Article category 9105




<i>Designation</i>	<i>tube diameter</i>	<i>thread</i>	<i>max. operating pressure bar</i>
HFM THL 04 S	6	M 12x1,5	315
HFM THL 06 S	8	M 14x1,5	315
HFM THL 08 S	10	M 16x1,5	315
HFM THL 10 S	12	M 18x1,5	315
HFM THL 13 S	15	M 22x1,5	315
HFM THL 16 S	18	M 26x1,5	315
HFM THL 20 S	22	M 30x2	160
HFM THL 25 S	28	M 36x2	160
HFM THL 32 S	35	M45x5	160
HFM THL 40 S	42	M 52x2	160

HFM THS S

Coupling for measuring devices

with straight tube fitting
according to DIN 2353,
heavy series

Article category 9105



<i>Designation</i>	<i>tube diameter</i>	<i>thread</i>	<i>max. operating pressure bar</i>
HFM THS 03 S	6	M 14x1,5	400
HFM THS 04 S	8	M 16x1,5	400
HFM THS 06 S	10	M 18x1,5	400
HFM THS 08 S	12	M 20x1,5	400
HFM THS 10 S	14	M 22x1,5	400
HFM THS 13 S	16	M 24x1,5	400
HFM THS 16 S	20	M 30x2	400
HFM THS 20 S	25	M 36x2	400
HFM THS 25 S	30	M 42x2	400
HFM THS 32 S	38	M 52x2	315

HFM KL S

Plug-in valve

for measuring devices, 24° taper seal, light series (DKOL)

Article category 9106



Designation

tube diameter

thread

pressure bar

HFM KL 06 S	6	M 12x1,5	315
HFM KL 08 S	8	M 14x1,5	315
HFM KL 10 S	10	M 16x1,5	315
HFM KL 12 S	12	M 18x1,5	315
HFM KL 15 S	15	M 22x1,5	315
HFM KL 18 S	18	M 26x1,5	315
HFM KL 22 S	22	M 30x2	160
HFM KL 28 S	28	M 36x2	160
HFM KL 35 S	35	M 45x2	160
HFM KL 42 S	42	M 52x2	160

HFM KS S

Plug-in valve

for measuring devices, 24° taper seal, heavy series (DK0S)

Article category 9107



Designation

tube diameter

thread

pressure bar

HFM KS 06 S	6	M 14x1,5	400
HFM KS 08 S	8	M 16x1,5	400
HFM KS 10 S	10	M 18x1,5	400
HFM KS 12 S	12	M 20x1,5	400
HFM KS 14 S	14	M 22x1,5	400
HFM KS 16 S	16	M 24x1,5	400
HFM KS 20 S	20	M 30x2	400
HFM KS 25 S	25	M 36x2	400
HFM KS 30 S	30	M 42x2	400
HFM KS 38 S	38	M 52x2	315

HFM MMA S

Gauge connection

with plug-in coupling without
non-return valve and
locking pint

Article category 9108



Designation

gauge connection

HFM MMA 1/2 S

G 1/2"

HFM MMA 1/4 S

G 1/4"

HFM D

DKO-measuring devices

with 24° sealing cone for
brazeless tube fitting according
to DIN 2353,
material: automatic-steel 1.0718
zinc coated and yellow chromated
Article category 9109



Designation

tube diameter

G mm

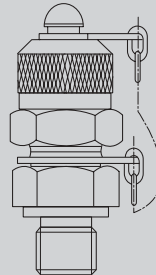
HFM D 06	6	8x1
HFM D 08	8	8x1
HFM D 10	10	8x1
HFM D 12	12	8x1
HFM D 14	14	8x1
HFM D 15	15	8x1
HFM D 16	16	10x1
HFM D 18	18	8x1
HFM D 20	20	10x1
HFM D 22	22	R 1/4
HFM D 25	25	R 1/4
HFM D 28	28	R 1/4
HFM D 30	30	R 1/4
HFM D 35	35	R 1/4
HFM D 38	38	R 1/4
HFM D 42	42	R 1/4

HFM MK

Test port

for threaded coupling M 16x2
in screw-in spigots with metric
threads

Article category 9111



Designation

thread

pressure bar

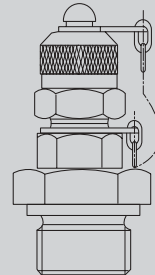
HFM MK 08-1	M 8x1	250
HFM MK 10-1	M 10x1	400
HFM MK 10-1,25	M 10x1,25	400
HFM MK 12-1,5	M 12x1,5	630
HFM MK 14-1,5	M 14x1,5	630
HFM MK 16-1,5	M 16x1,5	630
HFM MK 18-1,5	M 18x1,5	630
HFM MK 20-1,5	M 20x1,5	630
HFM MK 22-1,5	M 22x1,5	630
HFM MK 26-1,5	M 26x1,5	630
HFM MK 27-2	M 27x2	630
HFM MK 33-2	M 33x2	630
HFM MK 42-2	M 42x2	630
HFM MK 48-2	M 48x2	630

HFM MK R

Test port

for threaded coupling M 16x2
with BSP thread

Article category 9111



Designation

thread

pressure bar

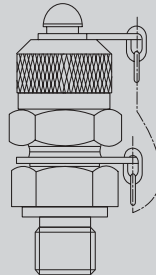
HFM MK R 1/2	G 1/2"	630
HFM MK R 1/4	G 1/4"	630
HFM MK R 1/8	G 1/8"	400
HFM MK R 3/8	G 3/8"	630
HFM MK R 1	G 1"	630
HFM MK R 1 1/2	G 1"1/2	630
HFM MK R 1 1/4	G 1"1/4	630
HFM MK R 3/4	G 3/4"	630

HFM MK N

Test port

for threaded coupling M 16x2
with NPT thread

Article category 9111



Designation

thread

pressure bar

HFM MK N 1/4

1/4" NPT

630

HFM MK N 1/8

1/8" NPT

400

HFM MK N 3/8

3/8" NPT

630

HFM MK U

Test port

for threaded coupling M 16x2
with UNF thread

Article category 9111



Designation

thread

pressure bar

HFM MK U 7/16

7/16-20 UNF

630

HFM MK U 9/16

9/16-18 UNF

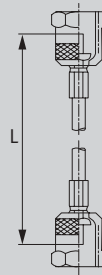
630

HFM SKE

High pressure hose

Hose for high pressure application, DN 2 with screw-in coupling M 16x2, 630 bar max

Article category 9112



Designation

length L

pressure bar

thread

HFM SKE 1000	1000	630	M 16x2
HFM SKE 1500	1500	630	M 16x2
HFM SKE 200	200	630	M 16x2
HFM SKE 2000	2000	630	M 16x2
HFM SKE 2500	2500	630	M 16x2
HFM SKE 300	300	630	M 16x2
HFM SKE 3200	3200	630	M 16x2
HFM SKE 400	400	630	M 16x2
HFM SKE 4000	4000	630	M 16x2
HFM SKE 630	630	630	M 16x2
HFM SKE 800	800	630	M 16x2

HFM V M

Hose connector

M 16x2 for HFM SKE ...

Article category 9113



Designation

thread

HFM VB M 16

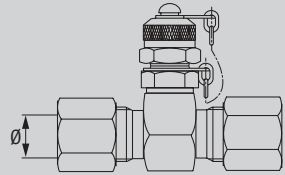
M 16x2

HFM THL

Coupling for measuring devices

with straight tube fitting
according to DIN 2353,
M 16x2, light series

Article category 9115

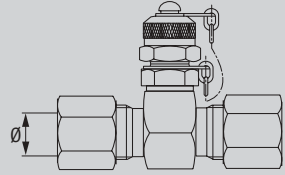


<i>Designation</i>	<i>tube-\varnothing</i>	<i>thread</i>	<i>max. operating pressure bar</i>
HFM THL 04	6	M 12x1,5	315
HFM THL 06	8	M 14x1,5	315
HFM THL 08	10	M 16x1,5	315
HFM THL 10	12	M 18x1,5	315
HFM THL 13	15	M 22x1,5	315
HFM THL 16	18	M 26x1,5	315
HFM THL 20	22	M 30x2	160
HFM THL 25	28	M 36x2	160
HFM THL 32	35	M 45x2	160
HFM THL 40	42	M 52x2	160

HFM THS

Test port

for threaded coupling acc. to DIN
2353, M 16x2, heavy series
Article category 9115



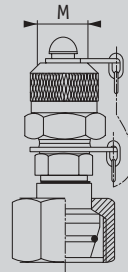
<i>Designation</i>	<i>tube-Ø</i>	<i>thread</i>	<i>max. operating pressure bar</i>
HFM THS 03	6	M 14x1,5	630
HFM THS 04	8	M 16x1,5	630
HFM THS 06	10	M 18x1,5	630
HFM THS 08	12	M 20x1,5	630
HFM THS 10	14	M 22x1,5	630
HFM THS 13	16	M 24x1,5	400
HFM THS 16	20	M 30x2	400
HFM THS 20	25	M 36x2	400
HFM THS 25	30	M 42x2	400
HFM THS 32	38	M 52x2	315

HFM KL

Test port

for threaded coupling M 16x2,
24° taper seal,
light series (DKOL)

Article category 9116



Designation

tube diameter

thread

pressure bar

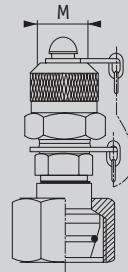
HFM KL 06	6	M 12x1,5	315
HFM KL 08	8	M 14x1,5	315
HFM KL 10	10	M 16x1,5	315
HFM KL 12	12	M 18x1,5	315
HFM KL 15	15	M 22x1,5	315
HFM KL 18	18	M 26x1,5	315
HFM KL 22	22	M 30x2	160
HFM KL 28	28	M 36x2	160
HFM KL 35	35	M 45x2	160
HFM KL 42	42	M 52x2	160

HFM KS

Test port

for threaded coupling M 16x2,
24° taper seal,
heavy series (DKOS)

Article category 9116



Designation

tube-Ø

thread

pressure bar

HFM KS 06	6	M 14x1,5	630
HFM KS 08	8	M 16x1,5	630
HFM KS 10	10	M 18x1,5	630
HFM KS 12	12	M 20x1,5	630
HFM KS 14	14	M 22x1,5	630
HFM KS 16	16	M 24x1,5	400
HFM KS 20	20	M 30x2	400
HFM KS 25	25	M 36x2	400
HFM KS 30	30	M 42x2	400
HFM KS 38	38	M 52x2	315

HFM MMA

Gauge connector

for threaded couplings M 16x2
with O-ring sealing
Article category 9117



Designation

gauge connection

thread

pressure bar

HFM MMA 1/2

G1/2

M 16x2

630

HFM MMA 1/4

G1/4

M 16x2

630

HFM MMD

Gaugedirect connector

with threaded coupling M 16x2

Article category 9118

Designation

gauge connection

thread

pressure bar

HFM MMD 1/4

G 1/4

M 16x2

630

HFM MMD 1/2

G 1/2

M 16x2

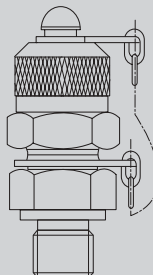
400

HFM MK-12

Test port

for threaded coupling M 12x1,5
in screw-in spigot with
metric thread

Article category 9121



Designation

thread

pressure bar

HFM MK 08-1-12

M 8x1

250

HFM MK 10-1-12

M 10x1

400

HFM MK 12-1,5-12

M 12x1

630

HFM MK 14-1,5-12

M 14x1,5

630

HFM MK 16-1,5-12

M 16x1,5

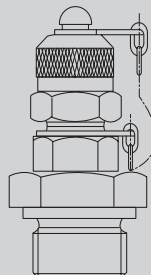
630

HFM MK R-12

Test port

for threaded coupling M 12x1,5,
for screw-in spigot with
BSP thread

Article category 9121



Designation

thread

pressure bar

HFM MK R 1/4-12

R 1/4

630

HFM MK R 1/8-12

R 1/8"

400

HFM MK RK-12

Test port

for threaded coupling M 12x1,5
for screw-in spigot with
BSP thread, tapered

Article category 9121



Designation

thread

pressure bar

HFM MK RK 1/4-12

R 1/4

630

HFM MK RK 1/8-12

R 1/8

400

HFM MK N-12

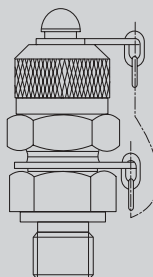
Test port

for threaded coupling M 12x1,5

for screw-in spigot with

NPT thread

Article category 9121



Designation

thread

pressure bar

HFM MK N 1/4-12

1/4 NPT

400

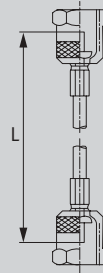
HFM MK N 1/8-12

1/8 NPT

400

HFM SKE-12

Hose for high pressure DN 2
with threaded coupling M 12x1,5,
630 bar max
Article category 9122



Designation

length mm

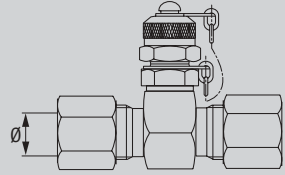
pressure bar

HFM SKE 1000-12	1000	630
HFM SKE 1500-12	1500	630
HFM SKE 200-12	200	630
HFM SKE 2000-12	2000	630
HFM SKE 2500-12	2500	630
HFM SKE 300-12	300	630
HFM SKE 3200-12	3200	630
HFM SKE 400-12	400	630
HFM SKE 4000-12	4000	630
HFM SKE 630-12	630	630
HFM SKE 800-12	800	630

HFM THL-12

Test port

for threaded coupling M 12x1,5
threaded connection, light series
Article category 9126



Designation

tube- \varnothing

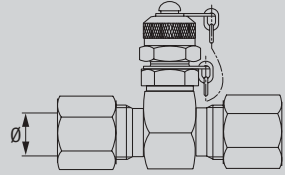
pressure bar

HFM THL 04-12	6	315
HFM THL 06-12	8	315
HFM THL 08-12	10	315
HFM THL 10-12	12	315
HFM THL 13-12	15	316
HFM THL 16-12	18	315
HFM THL 20-12	22	160
HFM THL 25-12	28	160
HFM THL 32-12	35	160
HFM THL 40-12	42	160

HFM THS-12

Test port

for threaded coupling M 12x1,5
threaded connection, heavy series
Article category 9126



Designation

tube-Ø

pressure bar

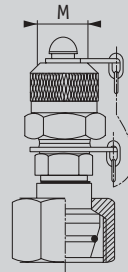
HFM THS 03-12	6	630
HFM THS 04-12	8	630
HFM THS 06-12	10	630
HFM THS 08-12	12	630
HFM THS 10-12	14	630
HFM THS 13-12	16	400
HFM THS 16-12	20	400
HFM THS 20-12	25	400
HFM THS 25-12	30	400
HFM THS 32-12	38	315

HFM KL-12

Test port

for threaded coupling M 12x1,5
suitable for 24° female cone,
light series (DKOL)

Article category 9127



Designation

tube-Ø

thread

pressure bar

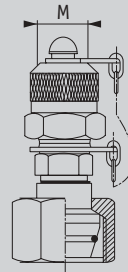
HFM KL 06-12	6	M 12x1,5	315
HFM KL 08-12	8	M 14x1,5	315
HFM KL 10-12	10	M 16x1,5	315
HFM KL 12-12	12	M 18x1,5	315
HFM KL 15-12	15	M 22x1,5	315
HFM KL 18-12	18	M 26x1,5	315
HFM KL 22-12	22	M 30x2	160
HFM KL 28-12	28	M 36x2	160
HFM KL 35-12	35	M 45x2	160
HFM KL 42-12	42	M 52x2	160

HFM KS-12

Test port

for threaded coupling M 12x1,5
suitable for 24° female cone,
heavy series (DK05)

Article category 9127



Designation

tube-Ø

thread

pressure bar

HFM KS 06-12	6	M 14x1,5	630
HFM KS 08-12	8	M 16x1,5	630
HFM KS 10-12	10	M 18x1,5	630
HFM KS 12-12	12	M 20x1,5	630
HFM KS 14-12	14	M 22x1,5	630
HFM KS 16-12	16	M 24x1,5	630
HFM KS 20-12	20	M 30x2	400
HFM KS 25-12	25	M 36x2	400
HFM KS 30-12	30	M 42x2	400
HFM KS 38-12	38	M 52x2	315

HFM MMA-12

Gauge connection

for threaded coupling M 12x1,5

O-ring sealing

Article category 9128



Designation

gauge connection

thread

pressure bar

HFM MMA 1/2-12

G 1/2

M 12x1,5

400

HFM MMA 1/4-12

G 1/4

M 12x1,5

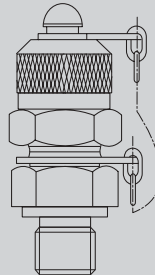
400

HFM MK-16

Test port

for threaded coupling M 16x1,5
for threaded coupling with
metric thread

Article category 9141



Designation

thread

pressure bar

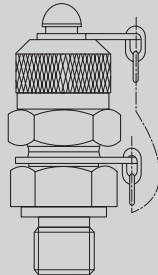
HFM MK 12-1,5-16	M 12x1,5	400
HFM MK 14-1,5-16	M 14x1,5	400
HFM MK 16-1,5-16	M 16x1,5	400
HFM MK 18-1,5-16	M 18x1,5	400
HFM MK 20-1,5-16	M 20x1,5	400

HFM MK N-16

Test port

for threaded coupling M 16x1,5
for screw-in spigots with
NPT thread

Article category 9141



Designation

thread

pressure bar

HFM MK N 1/4-16

1/4 NPT

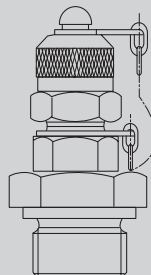
400

HFM MK R-16

Test port

for threaded coupling M 16x1,5
for screw-in spigots with
BSP thread

Article category 9141



Designation

thread

pressure bar

HFM MK R 1/2-16

G 1/2

400

HFM MK R 3/8-16

G 3/8

400

HFM MK R 1/4-16

G 1/4

400

HFM MK U-16

Test port

for threaded coupling M 16x1,5
for screw-in spigots with
UNF thread

Article category 9141



Designation

thread

pressure bar

HFM MK U 9/16-16

9/16-18 UNF

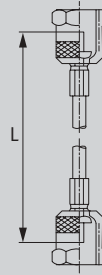
400

HFM SKE-16

Hose for high pressure application

DN 2, with screw-in coupling,
M 16x1,5, 630 bar max

Article category 9142



Designation

length L

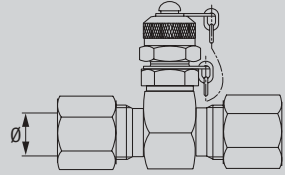
pressure bar

HFM SKE 1000-16	1000	630
HFM SKE 1500-16	1500	630
HFM SKE 2000-16	2000	630
HFM SKE 2500-16	2500	630
HFM SKE 3200-16	3200	630
HFM SKE 400-16	400	630
HFM SKE 4000-16	4000	630
HFM SKE 630-16	630	630
HFM SKE 800-16	800	630

HFM THL-16

Test port

for threaded couplings M 16x1,5
threaded connection, light series
Article category 9145



Designation

tube- \varnothing

thread

pressure bar

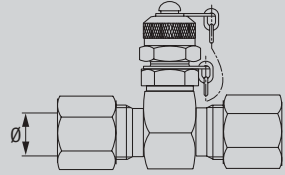
HFM THL 04-16	6	M 12x1,5	315
HFM THL 06-16	8	M 14x1,5	315
HFM THL 08-16	10	M 16x1,5	315
HFM THL 10-16	12	M 18x1,5	315
HFM THL 13-16	15	M 22x1,5	315
HFM THL 16-16	18	M 26x1,5	315
HFM THL 20-16	22	M 30x2	160
HFM THL 25-16	28	M 36x2	160
HFM THL 32-16	35	M 45x2	160
HFM THL 40-16	42	M 52x2	160

HFM THS-16

Test port

for threaded couplings M 16x1,5,
threaded connection, heavy series

Article category 9145



Designation

tube-Ø

thread

pressure bar

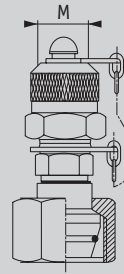
HFM THS 03-16	6	M 14x1,5	630
HFM THS 04-16	8	M 16x1,5	630
HFM THS 06-16	10	M 18x1,5	630
HFM THS 08-16	12	M 20x1,5	630
HFM THS 10-16	14	M 22x1,5	630
HFM THS 13-16	16	M 24x1,5	400
HFM THS 16-16	20	M 30x2	400
HFM THS 20-16	25	M 36x2	400
HFM THS 25-16	30	M 42x2	400
HFM THS 32-16	38	M 52x2	315

HFM KL-16

Test port

for threaded coupling M 16x1,5
with 24° female cone,
light series (DKOL)

Article category 9146



Designation

tube-Ø

thread

pressure bar

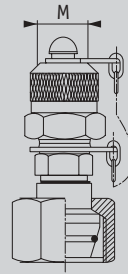
HFM KL 06-16	6	M 12x1,5	315
HFM KL 08-16	8	M 14x1,5	315
HFM KL 10-16	10	M 16x1,5	315
HFM KL 12-16	12	M 18x1,5	315
HFM KL 15-16	15	M 22x1,5	315
HFM KL 18-16	18	M 26x1,5	315
HFM KL 22-16	22	M 30x2	160
HFM KL 28-16	28	M 36x2	160
HFM KL 35-16	35	M 45x2	160
HFM KL 42-16	42	M 52x2	160

HFM KS-16

Test port

for threaded couplings M 16x1,5
suitable for 24° female cone,
heavy series (DK05)

Article category 9146



Designation

tube-Ø

thread

pressure bar

HFM KS 06-16	6	M 14x1,5	630
HFM KS 08-16	8	M 16x1,5	630
HFM KS 10-16	10	M 18x1,5	630
HFM KS 12-16	12	M 20x1,5	630
HFM KS 14-16	14	M 22x1,5	630
HFM KS 16-16	16	M 24x1,5	400
HFM KS 20-16	20	M 30x2	400
HFM KS 25-16	25	M 36x2	400
HFM KS 30-16	30	M 42x2	400
HFM KS 38-16	38	M 52x2	315

HFM ST

Plug

Article category 9147



Designation

thread

HFM ST

plug

HFM VK

Cap

Article category 9147



Designation

thread

HFM VK	M 16x2
HFM VK 12	S 12,65x1,5
HFM VK 16	M 16x1,5

HFM MMA-16

Gauge connection

M 16x1,5

Article category 9148



Designation

gauge connection

HFM MMA 1/2-16

G 1/2"

HFM MMA 1/4-16

G 1/4"

HFM M BOX

Portable measuring set

Case with measuring devices,
(12 or 13 parts), incl 1 or 2 gauge
Ø 63 mm, type: plug and M 16x2,
further types on demand

Article category 9149



Designation

HFM M BOX 1	Case with measuring devices; type: plug and M 16x2
HFM M BOX 2	Case with measuring devices; type: plug and M 16x2

HFM M BOX S

Portable measuring set

Case with measuring devices,
(12 or 13 parts), incl 1 or 2 gauge
Ø 63 mm, type: plug and M16 x 2,
further types on demand

Article category 9149



Designation

HFM M BOX 1 S	Steck
HFM M BOX 2 S	Steck

DV IR

Adjustable throttle valves

series EVN, medium: mineral oil, water, compressed air, gas, temperature range: -20°C up to +90°C, Viton density up to +200°C

Article category 9160



Designation

thread

pressure bar

DV 06 IR

R 1/4"

210

DV 10 IR

R 3/8"

210

DV 13 IR

R 1/2"

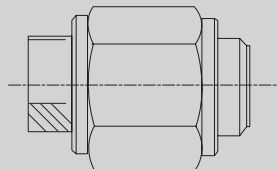
210

DRV IR

Adjustable throttle valves

series EFC, medium: mineral oil, water, compressed air, gas, temperature range -20°C up to +90°C, Viton density up to +200°Ca

Article category 9161



Designation

thread

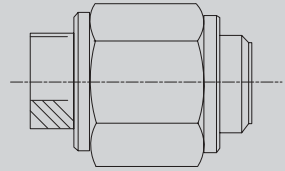
pressure bar

DRV 06 IR	G 1/4"	315
DRV 10 IR	G 3/8"	315
DRV 13 IR	G 1/2"	315
DRV 20 IR	G 3/4"	315
DRV 25 IR	G 1"	315
DRV 32 IR	G 1"1/4	315

DRV IR V

Non-return throttle valve

temperature range: between
-35°C and +100°C, working
pressure: 315 bar max,
material: steel case, brown-
finished surface, opening
pressure: ca. 0,5 bar
Article category 9161



Designation

thread

pressure bar

DRV 06 IR V

G 1/4

315

DRV 10 IR V

G 3/8

315

DRV 13 IR V

G 1/2

315

DRV 1700

Adjustable throttle valve

medium: mineral oil, water,
compressed air, gas, temperature
range: between -20°C and +90°C

Article category 9161



Designation

thread

pressure bar

DRV 1700-1/2

R 1/2"

210

DRV 1700-1/4

R 1/4"

210

DRV 1700-3/8

R 3/8"

210

RBS M

Burst pipe protection

Article category 9162

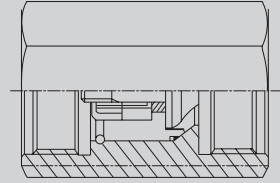


<i>Designation</i>	<i>DN</i>	<i>size</i>	<i>inch</i>	<i>working pressure bar</i>	<i>dosiry volume flow l/min</i>
RBS 06-20 M 16	6	4	16x1,5	400	20
RBS 06-40 M 16	6	4	16x1,5	400	40
RBS 10-40 M 22	10	6	22x1,5	315	40
RBS 10-63 M 22	10	6	22x1,5	315	63
RBS 10-90 M 22	10	6	22x1,5	315	90
RBS 16-200 M 30	16	10	30x1,5	315	200

RBS IR

Burst pipe protection

Article category 9162



<i>Designation</i>	<i>DN</i>	<i>size</i>	<i>inch</i>	<i>working pressure bar</i>	<i>dosiry volume flow l/min</i>
RBS 06-20 IR 10	6	4	3/8"	400	20
RBS 06-40 IR 10	6	4	3/8"	400	40
RBS 10-40 IR 13	10	6	1/2"	315	40
RBS 10-63 IR 13	10	6	1/2"	315	63
RBS 10-90 IR 13	10	6	1/2"	315	90
RBS 16-200 IR 25	16	10	1"	250	200

Index

A

Adjustable throttle valve	80
Adjustable throttle valves	77-78

B

Burst pipe protection	81-82
-----------------------	-------

C

Cap	73
Coupling for measuring devices	35-36
Coupling for measuring devices	47

D

DKO-measuring devices	40
DRV 1700	80
DRV IR V	79
DRV IR	78
DV IR	77

G

Gauge connection	39
Gauge connection	62
Gauge connection	74
Gauge connector	51
Gaugedirect connector	52

H

HFM ADA	34
---------	----

HFM D	40
HFM KL S	37
HFM KL	49
HFM KL-12	60
HFM KL-16	70
HFM KS S	38
HFM KS	50
HFM KS-12	61
HFM KS-16	71
HFM M BOX S	76
HFM M BOX	75
HFM MK N	43
HFM MK N-12	56
HFM MK N-16	64
HFM MK R S	33
HFM MK R	42
HFM MK R-12	54
HFM MK R-16	65
HFM MK RK-12	55
HFM MK S	31-32
HFM MK U	44
HFM MK U-16	66
HFM MK	41
HFM MK-12	53
HFM MK-16	63
HFM MMA S	39
HFM MMA	51

Index

HFM MMA-12	62	Mininess	30
HFM MMA-16	74		
HFM MMD	52	N	
HFM SKE	45	Non-return throttle valve	79
HFM SKE-12	57		
HFM SKE-16	67	P	
HFM ST	72	Plug	72
HFM THL S	35	Plug-in valve	31-33
HFM THL	47	Plug-in valve	37-38
HFM THL-12	58	PMH	4
HFM THL-16	68	PN AB 45	20
HFM THS S	36	PN AB 90	21
HFM THS	48	PN AJ	18
HFM THS-12	59	PN AOL 45	10
HFM THS-16	69	PN AOL 90	11
HFM V M	46	PN AOL	9
HFM VK	73	PN AOS 45	13
High pressure hose	45	PN AOS 90	14
HM	3	PN AOS	12
Hose connector	46	PN B 45	16
Hose for high pressure application range DN 2	34	PN B 90	17
Hose for high pressure application	67	PN B	15
Hose for high pressure DN 2	57	PN FL 45	23
		PN FL 90	24
M		PN FL	22
Measure hose	3	PN HN	19
		PN MMA 45	28

Index

PN MMA 90	29
PN MMA	27
PN S 45	25
PN S 90	26
PN S	5
PN SKE 45	7
PN SKE 90	8
PN SKE	6
Portable measuring set	75-76
Press nipple 45°	10
Press nipple 45°	13
Press nipple 45°	25
Press nipple 45°	28
Press nipple 90°	11
Press nipple 90°	14
Press nipple 90°	21
Press nipple 90°	29
Press nipple with standpipe	22-24
Press nipple	9
Press nipple	12
Press nipple	19
Press nipple	20
Press nipple	27

R

RBS IR	82
RBS M	81

S

Swage ferrule for measure hose DN 2	4
Swage nipple 45°	16
Swage nipple 90°	17
Swage nipple 90°	26
Swage nipple for measure hose 45° DN 2	7
Swage nipple for measure hose 90°	8
Swage nipple for measure hose DN 2	5-6
Swage nipple with banjo	15
Swage nipple	18

T

Test port	41-44
Test port	48-50
Test port	53-56
Test port	58-61
Test port	63-66
Test port	68-71