

Product range 8

Miscellaneous hoses and fittings



TECALAN SCHERE

Tube shears

Article category 8000



Designation

Annotation

TECALAN SCHERE

Tube shear diameter 4-28 mm

TR WB

Polyamide tube

soft, blue

Article category 8000

<i>Designation</i>	<i>O.D.</i>	<i>Wall thickness</i>	<i>Operating pressure upon 20 °C [bar]</i>	<i>pressure [psi]</i>	<i>min bend radius [mm]</i>
TR 04-0,5 WB	4	0,5	19,0	275	20
TR 04-0,65 WB	4	0,65	30,0	435	20
TR 04-1 WB	4	1	45,0	652	20
TR 05-0,85 WB	5	0,85	28,0	406	25
TR 05-1 WB	5	1	35,0	507	25
TR 06-1 WB	6	1	27,0	391	30
TR 08-1 WB	8	1	26,0	377	40
TR 08-1,25 WB	8	1,5	30,0	435	40
TR 08-1,5 WB	8	1	19,0	275	40
TR 10-1 WB	10	1	15,0	217	60
TR 10-1,25 WB	10	1,25	20,0	290	50
TR 10-1,5 WB	10	1,5	24,0	348	50
TR 10-2 WB	10	2	34,0	493	50
TR 12,5-1,25 WB	12,5	1,25	20,0	290	70
TR 12-1 WB	12	1	12,0	174	85
TR 12-1,5 WB	12	1,5	19,0	275	60
TR 12-2 WB	12	2	27,0	391	60
TR 14-1,5 WB	14	1,5	16,0	232	80
TR 14-2 WB	14	2	22,0	319	80
TR 15-1,5 WB	15	1,5	12,0	174	90
TR 16-2 WB	16	2	19,0	275	90
TR 18-2 WB	18	2	16,0	232	120
					---->

TR WB

Polyamide tube

soft, blue

Article category 8000

<i>Designation</i>	<i>O.D.</i>	<i>Wall thickness</i>	<i>Operating pressure upon 20 °C [bar]</i>	<i>pressure [psi]</i>	<i>min bend radius [mm]</i>
--------------------	-------------	-----------------------	--	-----------------------	-----------------------------

<---

TR 20-2 WB	20	2	15,0	217	120
TR 22-2 WB	22	2	13,0	188	150
TR 25-2,5 WB	25	2,5	15,0	217	150
TR 28-2,5 WB	28	2,5	15,0	217	150
TR 30-2,5 WB	30	2,5	8,0	116	260

TR WG E

Polyamide tube

soft, yellow

Article category 8000

<i>Designation</i>	<i>O.D.</i>	<i>Wall thickness</i>	<i>Operating pressure upon 20 °C [bar]</i>	<i>pressure [psi]</i>	<i>min bend radius [mm]</i>
TR 04-0,5 WGE	4	0,5	19,0	275	20
TR 04-0,65 WGE	4	0,65	30,0	435	20
TR 04-1 WGE	4	1	45,0	652	20
TR 05-0,85 WGE	5	0,85	28,0	406	25
TR 05-1 WGE	5	1	35,0	507	25
TR 06-1 WGE	6	1	27,0	391	30
TR 08-1 WGE	8	1	26,0	377	40
TR 08-1,25 WGE	8	1,5	30,0	435	40
TR 08-1,5 WGE	8	1	19,0	275	40
TR 10-1 WGE	10	1	15,0	217	60
TR 10-1,25 WGE	10	1,25	20,0	290	50
TR 10-1,5 WGE	10	1,5	24,0	348	50
TR 10-2 WGE	10	2	34,0	493	50
TR 12,5-1,25 WGE	12,5	1,25	20,0	290	70
TR 12-1 WGE	12	1	12,0	174	85
TR 12-1,5 WGE	12	1,5	19,0	275	60
TR 12-2 WGE	12	2	27,0	391	60
TR 14-1,5 WGE	14	1,5	16,0	232	80
TR 14-2 WGE	14	2	22,0	319	80
TR 15-1,5 WGE	15	1,5	12,0	174	90
TR 16-2 WGE	16	2	19,0	275	90
TR 18-2 WGE	18	2	16,0	232	120
					---->

TR WG E

Polyamide tube

soft, yellow

Article category 8000

<i>Designation</i>	<i>O.D.</i>	<i>Wall thickness</i>	<i>Operating pressure upon 20 °C [bar]</i>	<i>pressure [psi]</i>	<i>min bend radius [mm]</i>
--------------------	-------------	-----------------------	--	-----------------------	-----------------------------

<---

TR 20-2 WGE	20	2	15,0	217	120
TR 22-2 WGE	22	2	13,0	188	150
TR 25-2,5 WGE	25	2,5	15,0	217	150
TR 28-2,5 WGE	28	2,5	15,0	217	150
TR 30-2,5 WGE	30	2,5	8,0	116	260

TR WR

Polyamide tube

soft, red

Article category 8000

<i>Designation</i>	<i>O.D.</i>	<i>Wall thickness</i>	<i>Operating pressure upon 20 °C [bar]</i>	<i>pressure [psi]</i>	<i>min bend radius [mm]</i>
TR 04-0,5 WR	4	0,5	19,0	275	20
TR 04-0,65 WR	4	0,65	30,0	435	20
TR 04-1 WR	4	1	45,0	652	20
TR 05-0,85 WR	5	0,85	28,0	406	25
TR 05-1 WR	5	1	35,0	507	25
TR 06-1 WR	6	1	27,0	391	30
TR 08-1 WR	8	1	26,0	377	40
TR 08-1,25 WR	8	1,5	30,0	435	40
TR 08-1,5 WR	8	1	19,0	275	40
TR 10-1 WR	10	1	15,0	217	60
TR 10-1,25 WR	10	1,25	20,0	290	50
TR 10-1,5 WR	10	1,5	24,0	348	50
TR 10-2 WR	10	2	34,0	493	50
TR 12,5-1,25 WR	12,5	1,25	20,0	290	70
TR 12-1 WR	12	1	12,0	174	85
TR 12-1,5 WR	12	1,5	19,0	275	60
TR 12-2 WR	12	2	27,0	391	60
TR 14-1,5 WR	14	1,5	16,0	232	80
TR 14-2 WR	14	2	22,0	319	80
TR 15-1,5 WR	15	1,5	12,0	174	90
TR 18-2 WR	18	2	16,0	232	120
TR 16-2 WR	16	2	19,0	275	90
					---->

TR WR

Polyamide tube

soft, red

Article category 8000

<i>Designation</i>	<i>O.D.</i>	<i>Wall thickness</i>	<i>Operating pressure upon 20 °C [bar]</i>	<i>pressure [psi]</i>	<i>min bend radius [mm]</i>
--------------------	-------------	-----------------------	--	-----------------------	-----------------------------

<---

TR 20-2 WR	20	2	15,0	217	120
TR 22-2 WR	22	2	13,0	188	150
TR 25-2,5 WR	25	2,5	15,0	217	150
TR 28-2,5 WR	28	2,5	15,0	217	150
TR 30-2,5 WR	30	2,5	8,0	116	260

TR WS

Polyamide tube

soft, black

light and heat stabilised,
UV resistant

Article category 8000

<i>Designation</i>	<i>O.D.</i>	<i>Wall thickness</i>	<i>Operating pressure upon 20 °C [bar]</i>	<i>pressure [psi]</i>	<i>min bend radius [mm]</i>
TR 04-0,5 WS	4	0,5	19,0	275	20
TR 04-0,65 WS	4	0,65	30,0	435	20
TR 04-1 WS	4	1	45,0	652	20
TR 05-0,85 WS	5	0,85	28,0	406	25
TR 05-1 WS	5	1	35,0	507	25
TR 06-1 WS	6	1	27,0	391	30
TR 06-1,5 WS	6	1,5	45,0	652	30
TR 08-1 WS	8	1	26,0	377	40
TR 08-1,25 WS	8	1,5	30,0	435	40
TR 08-1,5 WS	8	1	19,0	275	40
TR 08-2 WS	8	2	34,0	493	50
TR 09-1,5 WS	9	1,5	24,0	348	50
TR 10-1 WS	10	1	15,0	217	60
TR 10-1,25 WS	10	1,25	20,0	290	50
TR 10-1,5 WS	10	1,5	24,0	348	50
TR 10-2 WS	10	2	34,0	493	50
TR 11-1,5 WS	11	1,5	24,0	348	50
TR 12,5-1,25 WS	12,5	1,25	20,0	290	70
TR 12-1 WS	12	1	12,0	174	85
TR 12-1,5 WS	12	1,5	19,0	275	60
TR 12-2 WS	12	2	27,0	391	60
TR 14-1,5 WS	14	1,5	16,0	232	80
					---->

TR WS

Polyamide tube

soft, black

light and heat stabilised,
UV resistant

Article category 8000

<i>Designation</i>	<i>O.D.</i>	<i>Wall thickness</i>	<i>Operating pressure upon 20 °C [bar]</i>	<i>pressure [psi]</i>	<i>min bend radius [mm]</i>
--------------------	-------------	-----------------------	--	-----------------------	-----------------------------

<---

TR 14-2 WS	14	2	22,0	319	80
TR 15-1,5 WS	15	1,5	12,0	174	90
TR 16-2 WS	16	2	19,0	275	90
TR 18-2 WS	18	2	16,0	232	120
TR 20-2 WS	20	2	15,0	217	120
TR 22-2 WS	22	2	13,0	188	150
TR 25-2,5 WS	25	2,5	15,0	217	150
TR 28-2,5 WS	28	2,5	15,0	217	150
TR 30-2,5 WS	30	2,5	8,0	116	260

TR WT

Polyamide tube

soft, lucent

Article category 8000

<i>Designation</i>	<i>O.D.</i>	<i>Wall thickness</i>	<i>Operating pressure upon 20 °C [bar]</i>	<i>pressure [psi]</i>	<i>min bend radius [mm]</i>
TR 04-0,5 WT	4	0,5	19,0	275	20
TR 04-0,65 WT	4	0,65	30,0	435	20
TR 04-1 WT	4	1	45,0	652	20
TR 05-0,85 WT	5	0,85	28,0	406	25
TR 05-1 WT	5	1	35,0	507	25
TR 06-1 WT	6	1	27,0	391	30
TR 06-1,5 WT	6	1,5	45,0	652	30
TR 08-1 WT	8	1	26,0	377	40
TR 08-1,25 WT	8	1,5	30,0	435	40
TR 08-1,5 WT	8	1	19,0	275	40
TR 08-2 WT	8	2	34,0	493	50
TR 10-1 WT	10	1	15,0	217	60
TR 10-1,25 WT	10	1,25	20,0	290	50
TR 10-2 WT	10	2	34,0	493	50
TR 12,5-1,25 WT	12,5	1,25	20,0	290	70
TR 12-1 WT	12	1	12,0	174	85
TR 12-1,5 WT	12	1,5	19,0	275	60
TR 12-2 WT	12	2	27,0	391	60
TR 14-1,5 WT	14	1,5	16,0	232	80
TR 15-1,5 WT	15	1,5	12,0	174	90
TR 18-2 WT	18	2	16,0	232	120
TR 20-2 WT	20	2	15,0	217	120
					---->

TR WT

Polyamide tube

soft, lucent

Article category 8000

<i>Designation</i>	<i>O.D.</i>	<i>Wall thickness</i>	<i>Operating pressure upon 20 °C [bar]</i>	<i>pressure [psi]</i>	<i>min bend radius [mm]</i>
--------------------	-------------	-----------------------	--	-----------------------	-----------------------------

<---

TR 22-2 WT	22	2	13,0	188	150
TR 25-2,5 WT	25	2,5	15,0	217	150
TR 28-2,5 WT	28	2,5	15,0	217	150
TR 3,15-0,575 WT	-	-	-	-	-
TR 30-2,5 WT	30	2,5	8,0	116	260

TRPU R

Polyamide tube

red

Article category 8001

<i>Designation</i>	<i>O.D.</i>	<i>Wall thickness</i>	<i>Operating pressure upon 20 °C [bar]</i>	<i>pressure [psi]</i>	<i>min bend radius [mm]</i>
TRPU 04-0,65 R	4	0,65	10	145	20
TRPU 04-1 R	4	1,0	16	232	20
TRPU 05-1 R	5	1,0	13	188	20
TRPU 06-1 R	6	1	10	145	30
TRPU 08-1 R	8	1	7	101	35
TRPU 08-1,25 R	8	1	9	130	30
TRPU 10-1 R	10	1	6	87	50
TRPU 10-1,25 R	10	1	8	116	40
TRPU 10-1,5 R	10	1,5	9	130	40

TRPU S

Polyurethane tube

black

Article category 8001

<i>Designation</i>	<i>O.D.</i>	<i>Wall thickness</i>	<i>Operating pressure upon 20 °C [bar]</i>	<i>pressure [psi]</i>	<i>min bend radius [mm]</i>
TRPU 04-0,65 S	4	0,65	10	145	20
TRPU 04-1 S	4	1,0	16	232	20
TRPU 05-1 S	5	1,0	13	188	20
TRPU 06-1 S	6	1	10	145	30
TRPU 08-1 S	8	1	7	101	35
TRPU 08-1,25 S	8	1	9	130	30
TRPU 10-1 S	10	1	6	87	50
TRPU 10-1,25 S	10	1	8	116	40
TRPU 10-1,5 S	10	1,5	9	130	40

TRPU B

Polyurethane tube

blue

Article category 8001

<i>Designation</i>	<i>O.D.</i>	<i>Wall thickness</i>	<i>Operating pressure upon 20 °C [bar]</i>	<i>pressure [psi]</i>	<i>min bend radius [mm]</i>
TRPU 04-0,65 B	4	0,65	10	145	20
TRPU 04-1 B	4	1,0	16	232	20
TRPU 05-1 B	5	1,0	13	188	20
TRPU 06-1 B	6	1	10	145	30
TRPU 08-1 B	8	1	7	101	35
TRPU 08-1,25 B	8	1	9	130	30
TRPU 10-1 B	10	1	6	87	50
TRPU 10-1,25 B	10	1	8	116	40
TRPU 10-1,5 B	10	1,5	9	130	40

TRPU GE

Polyurethane tube

yellow

Article category 8001

<i>Designation</i>	<i>O.D.</i>	<i>Wall thickness</i>	<i>Operating pressure upon 20 °C [bar]</i>	<i>pressure [psi]</i>	<i>min bend radius [mm]</i>
TRPU 04-0,65 GE	4	0,65	10	145	20
TRPU 04-1 GE	4	1,0	16	232	20
TRPU 05-1 GE	5	1,0	13	188	20
TRPU 06-1 GE	6	1	10	145	30
TRPU 08-1 GE	8	1	7	101	35
TRPU 08-1,25 GE	8	1	9	130	30
TRPU 10-1 GE	10	1	6	87	50
TRPU 10-1,25 GE	10	1	8	116	40
TRPU 10-1,5 GE	10	1,5	9	130	40

TRPU T

Polyurethane tube

lucent

Article category 8001

<i>Designation</i>	<i>O.D.</i>	<i>Wall thickness</i>	<i>Operating pressure upon 20 °C [bar]</i>	<i>pressure [psi]</i>	<i>min bend radius [mm]</i>
TRPU 04-0,65 T	4	0,65	10	145	20
TRPU 04-1 T	4	1,0	16	232	20
TRPU 05-1 T	5	1,0	13	188	20
TRPU 06-1 T	6	1	10	145	30
TRPU 08-1 T	8	1	7	101	35
TRPU 08-1,25 T	8	1	9	130	30
TRPU 10-1 T	10	1	6	87	50
TRPU 10-1,25 T	10	1	8	116	40
TRPU 10-1,5 T	10	1,5	9	130	40

TRPE WB

Polyethylene tube

soft, blue

Article category 8002

<i>Designation</i>	<i>O.D.</i>	<i>Wall thickness</i>	<i>Operating pressure upon 20 °C [bar]</i>	<i>pressure [psi]</i>	<i>min bend radius [mm]</i>
TRPE 04-0,5 WB	4	0,5	9	130	20
TRPE 04-0,65 WB	4	0,65	13	188	20
TRPE 04-1 WB	4	1	20	290	20
TRPE 05-1 WB	5	1	15	217	25
TRPE 06-1 WB	6	1	10	145	30
TRPE 08-1 WB	8	1	8	116	40
TRPE 08-1,5 WB	8	1,5	13	188	40
TRPE 10-1 WB	8	1	6	87	60
TRPE 10-1,5 WB	10	1,5	9	130	50
TRPE 10-2 WB	10	2	13	188	50
TRPE 12-1 WB	12	1	5	72	85
TRPE 12-1,5 WB	12	1,5	8	116	60
TRPE 12-2 WB	12	2	10	145	60
TRPE 14-1,5 WB	14	1,5	6	87	80
TRPE 14-2 WB	14	2	9	130	80
TRPE 15-1,5 WB	15	1,5	6	87	90
TRPE 16-2 WB	16	2	8	116	90
TRPE 18-2 WB	18	2	7	101	120
TRPE 20-2 WB	20	2	6	87	120
TRPE 22-2 WB	22	2	5	72	150
TRPE 25-2,5 WB	25	2,5	6	87	150
TRPE 30-2,5 WB	30	2,5	5	72	260

TRPE WG E

Polyethylene tube

soft, yellow

Article category 8002

<i>Designation</i>	<i>O.D.</i>	<i>Wall thickness</i>	<i>Operating pressure upon 20 °C [bar]</i>	<i>pressure [psi]</i>	<i>min bend radius [mm]</i>
TRPE 04-0,5 WGE	4	0,5	9	130	20
TRPE 04-0,65 WGE	4	0,65	13	188	20
TRPE 04-1 WGE	4	1	20	290	20
TRPE 05-1 WGE	5	1	15	217	25
TRPE 06-1 WGE	6	1	10	145	30
TRPE 08-1 WGE	8	1	8	116	40
TRPE 08-1,5 WGE	8	1,5	13	188	40
TRPE 10-1 WGE	10	1	6	87	60
TRPE 10-1,5 WGE	10	1,5	9	130	50
TRPE 10-2 WGE	10	2	13	188	50
TRPE 12-1 WGE	12	1	5	72	85
TRPE 12-1,5 WGE	12	1,5	8	116	60
TRPE 12-2 WGE	12	2	10	145	60
TRPE 14-1,5 WGE	14	1,5	6	87	80
TRPE 14-2 WGE	14	2	9	130	80
TRPE 15-1,5 WGE	15	1,5	6	87	90
TRPE 16-2 WGE	16	2	8	116	90
TRPE 18-2 WGE	18	2	7	101	120
TRPE 20-2 WGE	20	2	6	87	120
TRPE 22-2 WGE	22	2	5	72	150
TRPE 25-2,5 WGE	25	2,5	6	87	150
TRPE 30-2,5 WGE	30	2,5	5	72	260

TRPE WR

Polyethylene tube

soft, red

Article category 8002

<i>Designation</i>	<i>O.D.</i>	<i>Wall thickness</i>	<i>Operating pressure upon 20 °C [bar]</i>	<i>pressure [psi]</i>	<i>min bend radius [mm]</i>
TRPE 04-0,5 WR	4	0,5	9	130	20
TRPE 04-0,65 WR	4	0,65	13	188	20
TRPE 04-1 WR	4	1	20	290	20
TRPE 05-1 WR	5	1	15	217	25
TRPE 06-1 WR	6	1	10	145	30
TRPE 08-1 WR	8	1	8	116	40
TRPE 08-1,5 WR	8	1,5	13	188	40
TRPE 10-1 WR	10	1	6	87	60
TRPE 10-1,5 WR	10	1,5	9	130	50
TRPE 10-2 WR	10	2	13	188	50
TRPE 12-1 WR	12	1	5	72	85
TRPE 12-1,5 WR	12	1,5	8	116	60
TRPE 12-2 WR	12	2	10	145	60
TRPE 14-1,5 WR	14	1,5	6	87	80
TRPE 14-2 WR	14	2	9	130	80
TRPE 15-1,5 WR	15	1,5	6	87	90
TRPE 16-2 WR	16	2	8	116	90
TRPE 18-2 WR	18	2	7	101	120
TRPE 20-2 WR	20	2	6	87	120
TRPE 22-2 WR	22	2	5	72	150
TRPE 25-2,5 WR	25	2,5	6	87	150
TRPE 30-2,5 WR	30	2,5	5	72	260

TRPE WS

Polyethylene tube

soft, black

Article category 8002

<i>Designation</i>	<i>O.D.</i>	<i>Wall thickness</i>	<i>Operating pressure upon 20 °C [bar]</i>	<i>pressure [psi]</i>	<i>min bend radius [mm]</i>
TRPE 04-0,5 WS	4	0,5	9	130	20
TRPE 04-0,65 WS	4	0,65	13	188	20
TRPE 04-1 WS	4	1	20	290	20
TRPE 05-1 WS	5	1	15	217	25
TRPE 06-1 WS	6	1	10	145	30
TRPE 08-1 WS	8	1	8	116	40
TRPE 08-1,5 WS	8	1,5	13	188	40
TRPE 10-1 WS	10	1	6	87	60
TRPE 10-1,5 WS	10	1,5	9	130	50
TRPE 10-2 WS	10	2	13	188	50
TRPE 12-1 WS	12	1	5	72	85
TRPE 12-1,5 WS	12	1,5	8	116	60
TRPE 12-2 WS	12	2	10	145	60
TRPE 14-1,5 WS	14	1,5	6	87	80
TRPE 14-2 WS	14	2	9	130	80
TRPE 15-1,5 WS	15	1,5	6	87	90
TRPE 16-2 WS	16	2	8	116	90
TRPE 18-2 WS	18	2	7	101	120
TRPE 20-2 WS	20	2	6	87	120
TRPE 22-2 WS	22	2	5	72	150
TRPE 25-2,5 WS	25	2,5	6	87	150
TRPE 30-2,5 WS	30	2,5	5	72	260

TRPE WT

Polyethylene tube

soft, lucent

Article category 8002

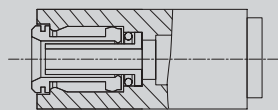
<i>Designation</i>	<i>O.D.</i>	<i>Wall thickness</i>	<i>Operating pressure upon 20 °C [bar]</i>	<i>pressure [psi]</i>	<i>min bend radius [mm]</i>
TRPE 04-0,5 WT	4	0,5	9	130	20
TRPE 04-0,65 WT	4	0,65	13	188	20
TRPE 04-1 WT	4	1	20	290	20
TRPE 05-1 WT	5	1	15	217	25
TRPE 06-1 WT	6	1	10	145	30
TRPE 08-1 WT	8	1	8	116	40
TRPE 08-1,5 WT	8	1,5	13	188	40
TRPE 10-1 WT	10	1	6	87	60
TRPE 10-1,5 WT	10	1,5	9	130	50
TRPE 10-2 WT	10	2	13	188	50
TRPE 12-1 WT	12	1	5	72	85
TRPE 12-1,5 WT	12	1,5	8	116	60
TRPE 12-2 WT	12	2	10	145	60
TRPE 14-1,5 WT	14	1,5	6	87	80
TRPE 14-2 WT	14	2	9	130	80
TRPE 15-1,5 WT	15	1,5	6	87	90
TRPE 16-2 WT	16	2	8	116	90
TRPE 18-2 WT	18	2	7	101	120
TRPE 20-2 WT	20	2	6	87	120
TRPE 22-2 WT	22	2	5	72	150
TRPE 25-2,5 WT	25	2,5	6	87	150
TRPE 30-2,5 WT	30	2,5	5	72	260

TR G VB

Tecalan tube

connector

Article category 8003



Designation

Ø

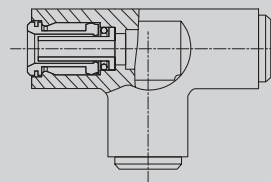
TR 04 G VB	4
TR 05 G VB	5
TR 06 G VB	6
TR 08 G VB	8
TR 10 G VB	10
TR 12 G VB	12
TR 14 G VB	14
TR 04 T VB	4
TR 05 T VB	5

TR T VB

Tecalan tube

T-connection

Article category 8003



Designation

Ø

TR 06 T VB	6
TR 08 T VB	8
TR 10 T VB	10
TR 12 T VB	12
TR 14 T VB	14

TR W VB

Tecalan tube

elbow connector

Article category 8003



Designation

Ø

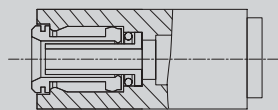
TR 04 W VB	4
TR 05 W VB	5
TR 06 W VB	6
TR 08 W VB	8
TR 10 W VB	10
TR 12 W VB	12
TR 14 W VB	14

TR G VB T

Tecalan tube

connector MOT tested

Article category 8003



Designation

∅

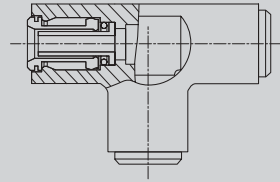
TR 06 G VB T	6
TR 08 G VB T	8
TR 09 G VB T	9
TR 10 G VB T	10
TR 11 G VB T	11
TR 12 G VB T	12
TR 15 G VB T	15

TR T VB T

Tecalan tube

T-connection, MOT tested

Article category 8003



Designation

Ø

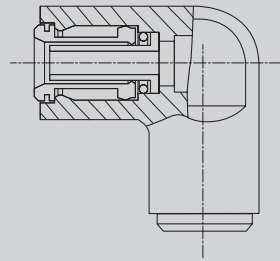
TR 06 T VB T	6
TR 08 T VB T	8
TR 10 T VB T	10
TR 12 T VB T	12
TR 15 T VB T	15

TR W VB T

Tecalan tube

elbow connector, MOT tested

Article category 8003



Designation

Ø

TR 06 W VB T	6
TR 08 W VB T	8
TR 10 W VB T	10
TR 12 W VB T	12
TR 15 W VB T	15

TR A

Drive-in connection

with ball socket according DIN 3863 (TR-connection D); and union nut to connect to all pipe spigots with female 60° cone as e.g. Tecaletit-double pipe spigots (DO); material: steel, zined, passivated

Article category 8004



<i>Designation</i>	<i>DN</i>	<i>Size</i>	<i>Inch</i>	<i>d1</i>
TR 04 A	4	3	3/16"	M12x1,5
TR 06 A	6	4	1/4"	M14x1,5
TR 06 A 08	6	4	1/4"	M16x1,5
TR 08 A	8	5	5/16"	M16x1,5
TR 08 A 06	8	5	5/16"	M14x1,5
TR 10 A	10	6	3/8"	M18x1,5
TR 10 A 08	10	6	3/8"	M16x1,5
TR 13 A	12	8	1/2"	M22x1,5
TR 16 A	16	10	5/8"	M26x1,5

TR AB

Drive-in connection

Article category 8004



Designation

DN

Size

Inch

d1

TR 04 AB 06

4

3

3/16"

R1/4"

TR 10 AB

10

6

3/8"

R3/8"

TR 10 AB 13

10

6

3/8"

R1/2"

TR FL

Inserted support, drive-in connection

with pipe spigots (TR-Dorn-BE),
light series

material: steel, zinced, passivated

Article category 8004



Designation

DN

Size

Inch

Male stud standpipe

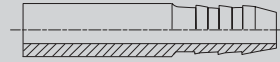
TR 04 FL	4	3	3/16"	6
TR 06 FL	6	4	1/4"	8
TR 08 FL	8	5	5/16"	10
TR 08 FL 06	8	5	5/16"	8
TR 10 FL	10	6	3/8"	12
TR 10 FL 08	10	6	3/8"	10
TR 13 FL	12	8	1/2"	15
TR 16 FL	16	10	5/8"	18

TR FS

Inserted support, drive-in connection

with pipe spigots (TR-Dorn-BE),
heavy series, material: steel,
zincd, passivated

Article category 8004



<i>Designation</i>	<i>DN</i>	<i>Size</i>	<i>Inch</i>	<i>Male stud standpipe</i>
--------------------	-----------	-------------	-------------	----------------------------

TR 06 FS	6	4	1/4"	10
----------	---	---	------	----

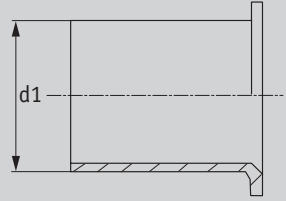
TR 08 FS	8	5	5/16"	12
----------	---	---	-------	----

TR EH

Plug-in sleeve

to reinforce Tecalan tube ends, either assembled as cutting or clamping threaded joints, plug-in sleeves avoid constriction during assembly and guarantee fast fixation of connection

Article category 8004



Designation

d1

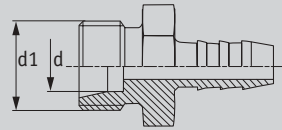
TR 04-1 EH	2
TR 05-1 EH	3
TR 06-1 EH	4
TR 06-1,5 EH	3
TR 08-1 EH	6
TR 08-1,5 EH	5
TR 10-1 EH	8
TR 10-1,5 EH	7
TR 10-1,25 EH	7,5
TR 12-1 EH	10
TR 12-1,5 EH	9
TR 12-2 EH	8
TR 15-1,5 EH	12
TR 15-2 EH	11
TR 18-1,5 EH	15
TR 18-2 EH	14
TR 22-2 EH	18

TR HL

Inserted support, drive-in connection

with cutting ring threaded joint according to DIN 2353 (TR-Dorn CE) without cutting ring and union nut

Article category 8004



Designation

DN

Size

Inch

d

d1

TR 04 HL	4	3	3/16"	6	M 12x1,5
TR 06 HL	6	4	1/4"	8	M 14x1,5
TR 08 HL	8	5	5/16"	10	M 16x1,5
TR 08 HL 06	8	5	5/16"	8	M 14x1,5
TR 10 HL	10	6	3/8"	12	M 18x1,5
TR 10 HL 08	10	6	3/8"	10	M 16x1,5
TR 13 HL	12	8	1/2"	15	M 22x1,5
TR 16 HL	16	10	5/8"	18	M 26x1,5

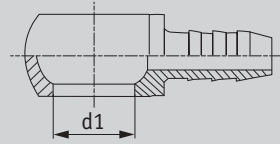
TR B

Drive-in connection with ring piece

(TR-ring piece) according to DIN
7642 to connect to hollow screw
type

material: steel, zincd, passivated

Article category 8005



<i>Designation</i>	<i>DN</i>	<i>Size</i>	<i>Inch</i>	<i>d1</i>	<i>suitable for hollow screw</i>
--------------------	-----------	-------------	-------------	-----------	----------------------------------

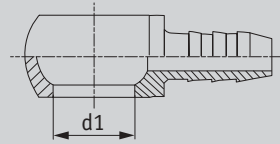
TR 04 B	4	3	3/16"	10	M 10x1
TR 04 B 02	4	3	3/16"	8	M 8x1
TR 06 B	6	4	1/4"	12	M 12x1,5
TR 06 B 04	6	4	1/4"	10	M 10x1
TR 06 B 08	6	4	1/4"	14	M 14x1,5
TR 06 B 10	6	4	1/4"	16	M 16x1,5
TR 08 B	8	5	5/16"	14	M 14x1,5
TR 08 B 06	8	5	5/16"	12	M 12x1,5
TR 08 B 10	8	5	5/16"	16	M 16x1,5
TR 10 B	10	6	3/8"	16	M 16x1,5
TR 10 B 08	10	6	3/8"	14	M 14x1,5
TR 13 B	12	8	1/2"	18	M 18x1,5

TR BR

Drive-in connection
with ring piece

(TR-ring piece) according to
DIN 7642

Article category 8005



<i>Designation</i>	<i>DN</i>	<i>Size</i>	<i>Inch</i>	<i>d1</i>	<i>suitable for hollow screw</i>
--------------------	-----------	-------------	-------------	-----------	----------------------------------

TR 08 BR 10	8	5	5/16"	17	R 3/8"
-------------	---	---	-------	----	--------

INDUSTRIE

Industrial hose type

Article category 8007

<i>Designation</i>	<i>DN</i>	<i>Size</i>	<i>Inch</i>	<i>ID x wall</i>	<i>Operating pressure</i>		<i>length of reel</i>
					<i>[bar]</i>	<i>[psi]</i>	<i>[m]</i>
INDUSTRIE 25-5	25	16	1"	25x4,5	10	145	40,00
INDUSTRIE 32-6	31	20	1"1/4	32x6,0	10	145	40,00
INDUSTRIE 35-6	-	-	-	35x6,0	10	145	40,00
INDUSTRIE 38-6	38	24	1"1/2	38x6,0	10	145	40,00

FARBSPRITZ

Paint spray hose

Article category 8009

<i>Designation</i>	<i>DN</i>	<i>Size</i>	<i>Inch</i>	<i>ID x wall</i>	<i>Operating pressure</i>		<i>length of reel</i>
					<i>[bar]</i>	<i>[psi]</i>	<i>[m]</i>
FARBSPRITZ 06-3,5	6	4	1/4"	6x3,5	20	290	50,00
FARBSPRITZ 09-3,5	-	-	-	9x3,5	20	290	50,00
FARBSPRITZ 11-4	-	-	-	11x4	20	290	50,00

PSK

PVC hose

glassy, without textile insert

Article category 8011



<i>Designation</i>	<i>Dimension ID x WD</i>	<i>weight/m ca. [g]</i>	<i>length of reel [m]</i>	<i>shortly [bar]</i>
PSK 02-1	2x1	12	100	13
PSK 03-1	3x1	16	100	9,5
PSK 03-1,5	3x1,5	26	100	12,5
PSK 04-1	4x1	20	100	7,5
PSK 04-1,5	4x1,5	32	100	10,5
PSK 04-2	4x2	47	100	12,5
PSK 05-1	5x1	24	100	6,0
PSK 05-1,5	5x1,5	39	100	8,5
PSK 05-2	5x2	55	100	10,5
PSK 06-1	6x1	28	100	5,5
PSK 06-1,5	6x1,5	44	100	7,5
PSK 06-2	6x2	62	50	9,5
PSK 06-3	6x3	106	50	12,5
PSK 07-1,5	7x1,5	50	50	6,5
PSK 07-2	7x2	71	50	8,5
PSK 08-1	8x1	35	100	4,0
PSK 08-1,5	8x1,5	56	50	6,0
PSK 08-2	8x2	79	50	7,5
PSK 09-1,5	9x1,5	61	50	5,0
PSK 09-2	9x2	86	50	6,5
PSK 09-2,5	9x2,5	113	50	

-->

PSK

PVC hose

glassy, without textile insert

Article category 8011



<i>Designation</i>	<i>Dimension ID x WD</i>	<i>weight/m ca. [g]</i>	<i>length of reel [m]</i>	<i>shortly [bar]</i>
--------------------	------------------------------	-----------------------------	-------------------------------	--------------------------

<---

PSK 10-1,5	10x1,5	68	50	4,5
PSK 10-2	10x2	94	50	6,0
PSK 10-3	10x3	154	50	8,5
PSK 11-2	11x2	102	50	5,5
PSK 12-1,5	12x1,5	79	50/100	4,0
PSK 12-2	12x2	110	50	5,0
PSK 12-2,5				6,5
PSK 12-3	12x3	176	50	7,5
PSK 13-2	13x2	118	50	5,0
PSK 13-3	13x3	189	50	7,0
PSK 14-2	14x2	126	50	4,5
PSK 14-2,5	14x2,5	163	50	5,5
PSK 15-2	15x2	134	50	7,5
PSK 15-3				6,0
PSK 16-2	16x2	141	50	4,0
PSK 16-2,5	16x2,5	181	50	5,0
PSK 16-3	16x3	224	50	6,0
PSK 18-2	18x2	158	50	3,5
PSK 18-3	18x3	248	50	5,0

--->

PSK

PVC hose

glassy, without textile insert

Article category 8011



<i>Designation</i>	<i>Dimension ID x WD</i>	<i>weight/m ca. [g]</i>	<i>length of reel [m]</i>	<i>shortly [bar]</i>
--------------------	------------------------------	-----------------------------	-------------------------------	--------------------------

<---

PSK 19-2,5	18x2,5	211	50	4,5
PSK 19-3	19x3	259	50	5,0
PSK 19-3,5	19x3,5	305	50	5,5
PSK 19-4	16x4	356	25/50	6,
PSK 20-2	20x2	173	50	3
PSK 20-3	20x3	271	50	4,5
PSK 22-3	22x3	295	50	4,5
PSK 24-3	24x3	317	50	4,0
PSK 25-3	25x3	330	25/50	4,0
PSK 25-4	25x4	455	25/50	5,0
PSK 25-4,5	25x4,5	513	25/50	5,5
PSK 27-3	27x3	354	25/50	3,5
PSK 28-4	28x4	503	25/50	4,5
PSK 30-3,5	30x3,5	460	25/50	4,0
PSK 30-4	30x4	526	25/50	4,0
PSK 30-4,5	30x4,5	610	25/50	4,5
PSK 30-5	30x5	688	25/50	5,0
PSK 32-3,5	32x3,5	498	25/50	3,5
PSK 32-4	32x4	565	25/50	4,0
PSK 32-5	32x5	715	25/50	5,0

--->

PSK

PVC hose

glassy, without textile insert

Article category 8011



<i>Designation</i>	<i>Dimension ID x WD</i>	<i>weight/m ca. [g]</i>	<i>length of reel [m]</i>	<i>shortly [bar]</i>
--------------------	------------------------------	-----------------------------	-------------------------------	--------------------------

<---

PSK 35-3,5	35x3,5	529	25/50	3,5
PSK 35-5	35x5	785	25/50	4,5
PSK 38-5	38x5	831	25/50	4
PSK 40-4	40x4	691	25/50	3,0
PSK 40-5	40x5	884	25/50	4,0
PSK 45-5	45x5	966	25	3
PSK 50-5	50x5	1062	25	3
PSK 55-4,5	55x4,5	1051	25	2,5
PSK 60-5	60x5	1276	25	2,5
PSK 65-5	65x5	1375	25	2,5
PSK 70-5	70x5	1473	25	2,5
PSK 75-7,5	75x7,5	2430	25	3,4
PSK 80-5	80x5	1669	25	2,3
PSK 90-5	90x5	1865	25	2,1

PSG

Soft PVC hose

with textile insert,
shore: ca. 75°A

Article category 8012



<i>Designation</i>	<i>Dimension</i>	<i>weight/m ca. [g]</i>	<i>length of reel [m]</i>	<i>min bend radius</i>	<i>Operating pressure upon 20°C [bar] 20°C [psi]</i>	
--------------------	------------------	-----------------------------	-------------------------------	----------------------------	---	--

PSG 04-3	4x3	82	50	ca. 15	24	348
PSG 05-3	5x3	93	50	ca. 20	23	333,5
PSG 06-3	6x3	105	50	ca. 25	23	333,5
PSG 08-3	8x3	128	50	ca. 30	22	319
PSG 09-3	9x3	139	50	ca. 35	19	275,5
PSG 10-3	10x3	151	50	ca. 40	17	246,5
PSG 12-3	12x3				14	203
PSG 13-3,5	13x3,5	223	50	ca. 60	13	188,5
PSG 16-4	16x4	309	50	ca. 80	14	203
PSG 19-3,5	19x3,5	305	50	ca. 80	11	159,5
PSG 19-4	19x4	356	25/50	ca. 100	12	174
PSG 25-4,5	25x4,5	513	25/50	ca. 120	9	130,5
PSG 32-5	32x5	715	25/50	ca. 180	7	101,5
PSG 38-5	38x5	831	25/50	ca. 200	6	87
PSG 50-5	50x5	1062	25	ca. 350	4	58

TW

Tank lorry hose

Article category 8020

<i>Designation</i>	<i>ID</i>	<i>wall</i>	<i>OD</i>	<i>length [m]</i>
TW 25	25	6	37	40
TW 32	32	6	44	40
TW 38	38	6,5	51	40
TW 50	50	7	64	40
TW 60	60	7,5	75	40
TW 63	63	7,5	78	40

TW OW

Tank lorry hose

Article category 8021

<i>Designation</i>	<i>ID</i>	<i>wall</i>	<i>OD</i>	<i>length [m]</i>
TW OW 25	25	6	37	50
TW OW 32	32	6	44	40
TW OW 38	38	6,5	51	40

ZSS OW

Petrol pump hose

Article category 8022

<i>Designation</i>	<i>DN</i>	<i>Size</i>	<i>Inch</i>	<i>wall</i>	<i>working pressure</i>		<i>bend radius</i>
					<i>[bar]</i>	<i>[psi]</i>	

ZSS OW 20	19	12	3/4"	6	16	232	100
-----------	----	----	------	---	----	-----	-----

KOMP

Compressor hose

Article category 8030

<i>Designation</i>	<i>ID</i>	<i>wall</i>	<i>OD</i>	<i>length [m]</i>
KOMP 6-3,5	6	3,5	13	40, 100
KOMP 9-3,5	9	3,5	16	40
KOMP 10-5	10	4,5	19	40, 100
KOMP 13-5	13	5	23	40, 50
KOMP 15-6	15	6	27	40
KOMP 19-6	19	6	31	40, 50
KOMP 25-7	25	7	39	40

BREMS

Brake hose

Article category 8033

<i>Designation</i>	<i>ID</i>	<i>wall</i>	<i>OD</i>	<i>length [m]</i>
--------------------	-----------	-------------	-----------	-------------------

BREMS 11-3,5	11	3,5	18	40
--------------	----	-----	----	----

BREMS 13-6	13	6	25	40
------------	----	---	----	----

KOMP T

Compressed air hose

according to DIN 20018,

working pressure: 10 bar air / 16

bar water; temperature resistant:

+70°C air / +90°C water; tension

carrier: textile yarn

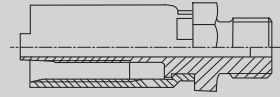
Article category 8030

<i>Designation</i>	<i>Nominal size</i>	<i>ID [inch]</i>	<i>Wall thickness</i>	<i>Working pressure [bar]</i>	<i>Working pressure [psi]</i>	<i>minimum bend radius</i>
KOMP 19-6 T	3/4"	19+	6,0	10/16	145/232	95
KOMP 25-7 T	1"	25+	7,0	10/16	145/232	125

KANA AB

Canal hose fitting

Article category 8036



<i>Designation</i>	<i>DN</i>	<i>Size</i>	<i>Inch</i>	<i>Connection BSP norm</i>
KANA 13 AB	13	8	1/2"	1/2"
KANA 20 AB	20	12	3/4"	3/4"
KANA 25 AB	25	16	1"	1"
KANA 25 AB 32	32	20	1"1/4	1"1/4

KANA HB

Canal hose fitting

Article category 8036



<i>Designation</i>	<i>DN</i>	<i>Size</i>	<i>Inch</i>	<i>Connection BSP norm</i>
KANA 13 HB	13	8	1/2"	1/2"
KANA 20 HB	20	12	3/4"	3/4"
KANA 20 HB 25	25	16	1"	1"
KANA 25 HB	32	20	1"1/4	1"1/4

TWA AR

Rotary union nut

Tank connector for hose type
255 OW

Article category 8037



Designation

ID

Wall

Thread G

TWA 20 AR 25

19

6

G1"

TWA IR

Rotary union nut

Tank connector fitting for hose
type 255 OW

Article category 8037



Designation

ID

Wall

Thread G

TWA 20 IR 25

19

6

G1"

PROPAN

Propane hose

Article category 8046

<i>Designation</i>	<i>ID</i>	<i>Wall</i>	<i>OD</i>	<i>length [m]</i>
PROPAN 6-3,5	6	3,5	13	max. 200 m
PROPAN 6-5	6	5	16	max. 200 m
PROPAN 9-3,5	9	3,5	16	max. 200 m

CLINOR

Vapour hose

Article category 8060

Designation

CLINOR 13

DAMPF B

Vapour hose

Article category 8060

Designation

ID x Wand

bend radius [mm]

length of reel [m]

DAMPF 13-6 B	13x6,0	80	40,00
DAMPF 16-6 B	16x6,0	90	40,00
DAMPF 19-6 B	19x7,0	110	40,00
DAMPF 25-6,5 B	25x7,5	150	40,00
DAMPF 32-7 B	32x7	200	40,00
DAMPF 38-8 B	38x8,0	240	40,00
DAMPF 50-9 B	50x9,0	300	40,00

GAM NW KAE

Female adapter

for Kärcher fittings

Article category 8070



Designation

GAM NW 10 KAE 97

UES M D

Union screw

DIN 71 426, Type USZ, for
centralised lubrication hose lines

Article category 8996



Designation

for tube diameter

Thread

UES M 10-1 D 05	5	M 10x1,0
UES M 10-1 D 06	6	M 10x1,0
UES M 12-1,5 D 06	6	M 12x1,5
UES M 12-1,5 D 08	8	M 12x1,5
UES M 14-1,5 D 08	8	M 14x1,5
UES M 8-1 D 04	4	M 8x1,0

UES

Union screw

DIN 74 233 for hydraulic brakes

Article category 8997



Designation

for tube diameter

thread

length

UES 4-10	4,75 mm	M 10x1,0	16,0 mm
UES 4-10-1,25	4,75 mm	M 10x1,25	14,5 mm
UES 4-10-24	4,75 mm	M 10x1,00	24,0 mm
UES 6-12	6,0 mm	M 12x1,0	20,0 mm
UES 8-14	8,0 mm	M 16x1,5	20,0 mm
UES 6-1/2-20	6,0 mm		
UES 10-16	10 mm	M 16x1,5	25,0 mm

VM

Sealing nut type VSM

Article category 8998



Designation

thread

VM 10	M 10x1,0
VM 12	M 12x1,5
VM 14	M 14x1,5
VM 16	M 16x1,5
VM 18	M 18x1,5
VM 22	M 22x1,5
VM 26	M 26x1,5

AUTOGEN

Article category 8045

<i>Designation</i>	<i>ID</i>	<i>wall</i>	<i>OD</i>	<i>length [m]</i>	<i>annotation</i>
AUTOGEN BLAU 6-3,5	6	3,5	13	40	blue
AUTOGEN BLAU 6-5	6	5	16	40	blue
AUTOGEN ROT 6-3,5	6	3,5	13	40	red
AUTOGEN ROT 9-3,5	9	3,5	16	40	red
AUTOGEN ZWILLING					twin

KUEHLER

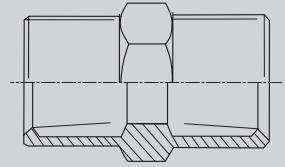
Article category 8047

<i>Designation</i>	<i>ID x wall</i>	<i>length of reel</i>
KUEHLER 12-3,5	12x3,5	40,00
KUEHLER 13-3,5	13x3,5	40,00
KUEHLER 15-3,5	15x3,5	40,00
KUEHLER 16-3,5	16x3,5	40,00
KUEHLER 18-3,5	18x3,5	40,00
KUEHLER 20-3,5	20x3,5	40,00
KUEHLER 22-3,5	22x3,5	40,00
KUEHLER 25-3,5	25x3,5	40,00
KUEHLER 28-4	28x4	40,00
KUEHLER 30-4	30x4	40,00
KUEHLER 32-4	32x4	40,00
KUEHLER 35-4	35x4	40,00
KUEHLER 38-5	38x5	40,00
KUEHLER 40-5	40x5	40,00
KUEHLER 42-5	42x5	40,00
KUEHLER 45-5	45x5	40,00
KUEHLER 50-5	50x5	40,00
KUEHLER 55-5	55x5	40,00
KUEHLER 60-5	60x5	40,00
KUEHLER 90-6	90x6	20,00

V KAE

Connector Kärcher type

Article category 8070



Designation

connection male thread

material

V NW 10 KAE

M 22x1,5

Messing

V NW 10 KAE 97

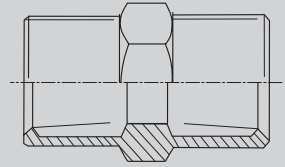
M 22x1,5

Messing

V WAP

WAP connector

Article category 8070



Designation

connection male thread

material

V NW 10 WAP

M 21x1,5

Messing

FP

Fettpressenschlauch



<i>Designation</i>	<i>thread</i>	<i>mouth piece</i>	<i>for nipple</i>	<i>length</i>
--------------------	---------------	--------------------	-------------------	---------------

FP 104-300 HM	M10x1	4-Backenhydraulikgreifmundstück	Type H DIN 71412	300
---------------	-------	---------------------------------	------------------	-----

FP 104-500 HM	M10x1	4-Backenhydraulikgreifmundstück	Type H DIN 71412	500
---------------	-------	---------------------------------	------------------	-----

FP MUND

Nozzle for grease gun

Article category 8071



Designation

thread

nozzle

for nipple

FP MUNDSTUECK M 10	M10x1	4-Backenhydraulikgreifmundstück	Type H DIN 71412
FP MUNDSTUECK R 1/8	R1/8"	4-Backenhydraulikgreifmundstück	Type H DIN 71412

FP HR

Grease gun hose

Article category 8071



Designation

burst pressure [bar]

burst pressure [psi]

length

FP 104-300 HR

1000

14500

300

FP 104-500 HR

1000

14500

500

Index

A

AUTOGEN 61

B

Brake hose 48

BREMS 48

C

CLINOR 55

Compressed air hose 49

Compressor hose 47

Connector Kärcher type 63

D

DAMPF B 56

Drive-in connection 29-30

Drive-in connection with ring piece 35-36

F

FARBSPRITZ 38

Female adapter 57

Fettpressenschlauch 65

FP 65

FP HR 67

FP MUND 66

G

GAM NW KAE 57

Grease gun hose 67

I

Industrial hose type 37

INDUSTRIE 37

Inserted support, drive-in connection 31-32

Inserted support, drive-in connection 34

K

KANA AB 50

KANA HB 51

KOMP 47

KOMP T 49

KUEHLER 62

N

Nozzle for grease gun 66

P

Paint spray hose 38

Petrol pump hose 46

Plug-in sleeve 33

Polyamide tube 3-13

Polyethylene tube 18-22

Polyurethane tube 14-17

Index

PROPAN	54	TR A	29
Propane hose	54	TR AB	30
PSG	43	TR B	35
PSK	39-42	TR BR	36
PVC hose	39-42	TR EH	33
		TR FL	31
		TR FS	32
R		TR G VB	23
Rotary union nut	52-53	TR G VB T	26
		TR HL	34
S		TR T VB	24
Sealing nut type VSM	60	TR T VB T	27
Soft PVC hose	43	TR WB	3-4
		TR WG E	5-6
T		TR WR	7-8
Tank lorry hose	44-45	TR WS	9-10
TECALAN SCHERE	2	TR WT	11-12
Tecalan tube	23-28	TR W VB	25
TRPE WB	18	TR W VB T	28
TRPE WG E	19	Tube shears	2
TRPE WR	20	TW	44
TRPE WS	21	TWA AR	52
TRPE WT	22	TWA IR	53
TRPU B	15	TW OW	45
TRPU GE	16		
TRPU R	13	U	
TRPU S	14	UES	59
TRPU T	17		

Index

UES M D	58
Union screw	58-59
Vapour hose	55

V

VM	60
V KAE	63
V WAP	64

W

WAP connector	64
---------------	----

Z

ZSS OW	46
--------	----